

Login Instructions

Pre-Enrolment Login

Accessing the Pre-Enrolment Portal

Download the MyHud App

Scan QR code on your Phone/ device



Apple Store: <https://apps.apple.com/gb/app/myhud/id1523906825>

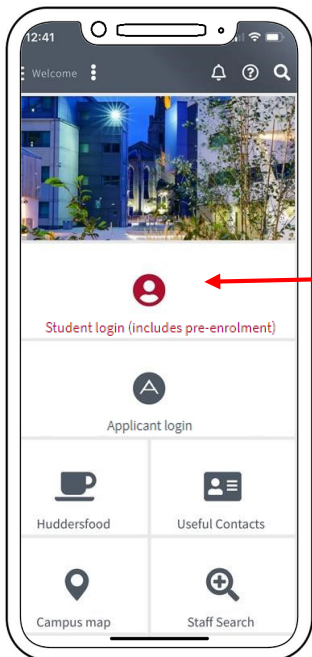
Google Store: <https://play.google.com/store/apps/details?id=cloud.myday.uoh>

or

Use a web browser

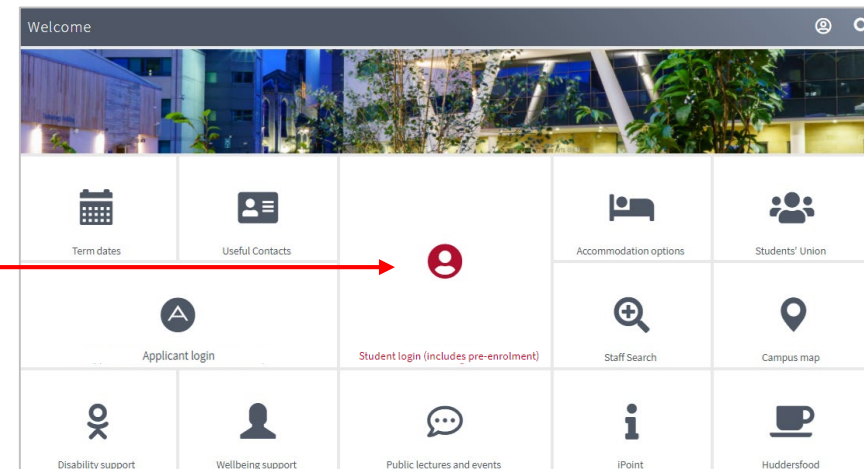
my
Hud

Visit: myhud.hud.ac.uk/session/signin



Username:
example U1234567@unimail.hud.ac.uk

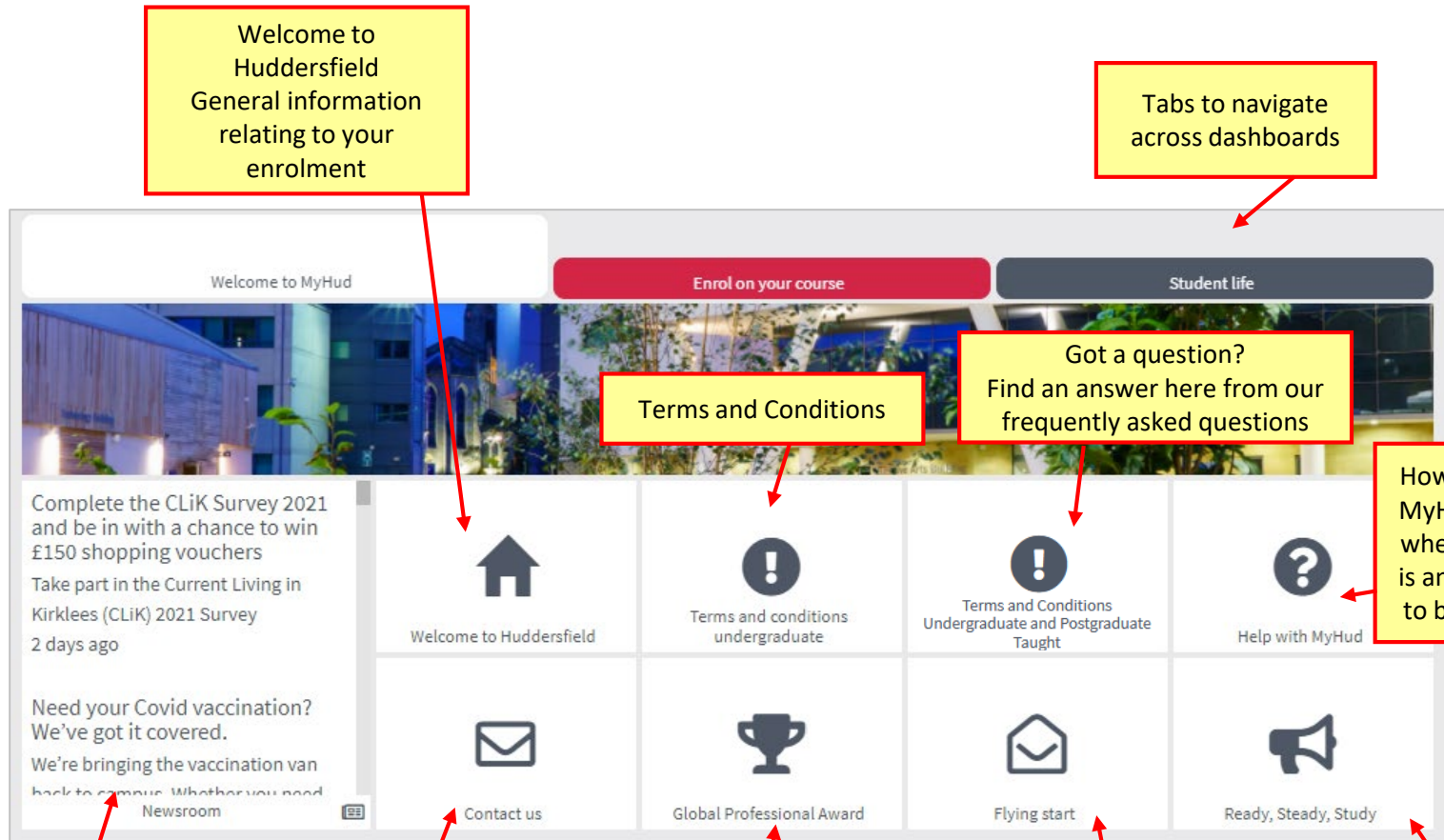
Password:
Your date of birth in the format 01jan99



Welcome to MyHud

Pre-Enrolment tabs

Undergraduate and Postgraduate Taught students



Welcome to Huddersfield
General information relating to your enrolment

Tabs to navigate across dashboards

Terms and Conditions

Got a question?
Find an answer here from our frequently asked questions

How to guides for MyHud – Find out where everything is and what needs to be completed.

Newsroom: Updated information about enrolment, eligibility, privacy. Ensure you read all notices!

Contact information for all schools

Global Professional Award information

Flying start information for those students who have this element to their course

Ready, Steady, Study advice and information

Enrol on your Course

Pre-Enrolment tabs

Undergraduate and Postgraduate Taught students

The screenshot shows a user interface for enrolling on a course. At the top, there are two tabs: 'Enrol on your course' (highlighted in red) and 'Student life'. Below the tabs is a navigation bar with three main steps: 'Step 1: My campus ID card', 'Step 2: My details', and 'Step 3: My fees'. Each step has a corresponding icon and a callout box with instructions. Below the steps are several sections: 'My subject', 'My exam results', 'My learning profile', 'Undergraduate and Postgraduate Taught finance', 'My subject survey', 'Fee Status', and 'Courses with a placement'. Each section has an icon and a callout box with instructions. The callout boxes are yellow with red borders and red arrows pointing to the corresponding UI elements.

My Campus ID Card
YOU MUST Submit your photo and follow the instructions. This must be done to be able to enrol.

My Details
YOU MUST Check that these are correct.

My Fees
YOU MUST Confirm how you will be paying your fees and follow

My Subject
Your chosen subject and course information will appear here.

Step 1
Step 1: My campus ID card

Step 2
Step 2: My details

Step 3
Step 3: My fees

My subject

My exam results

My learning profile

Undergraduate and Postgraduate Taught finance

Fees and Finance
Additional information to read.

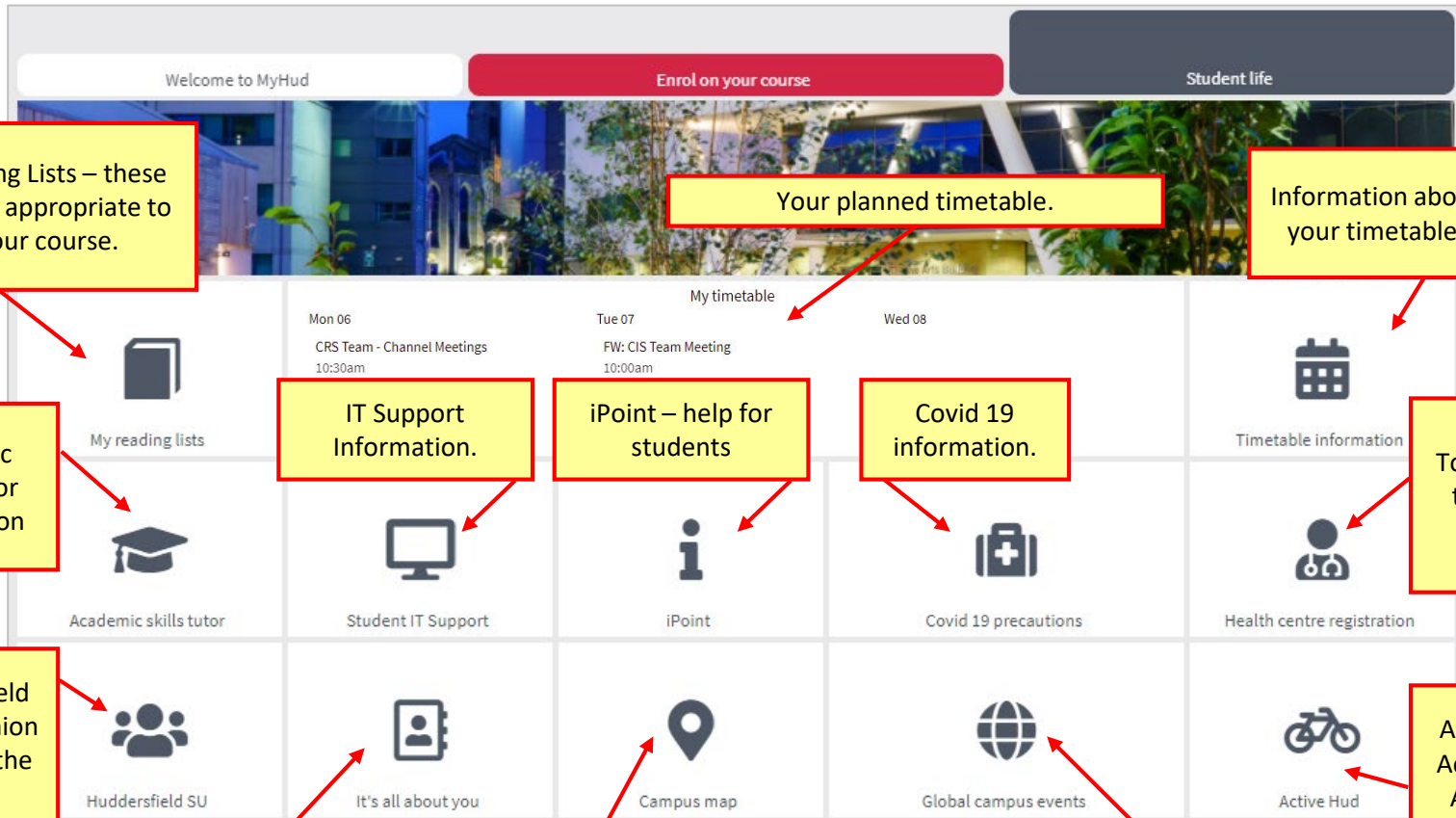
My subject survey
YOU MUST A short survey about your subject

Fee Status
Check your fee status.

Exam Results
YOU MUST Important information to submit your results.

My Learning profile
YOU MUST A short survey about your learning.

Courses with a placement
If your course has a placement element please check the information here to ensure compliance.



Reading Lists – these will be appropriate to your course.

Your planned timetable.

Information about your timetable.

Academic Skills Tutor Information

IT Support Information.

iPoint – help for students

Covid 19 information.

To register at the Health Centre.

Huddersfield Student Union – Links to the Union dashboard.

It's all about you survey to be completed.

Campus Map – locating the buildings and accessible routes.

Global Campus Events – links out to our webpage.

Active Hud – Access to the Active Hud information within MyHud

International Applicants

Applicant Login

Accessing the Applicant Portal

The screenshot shows the MyHud applicant portal interface. At the top left is the 'MyHud' logo. To its right is a search bar with the placeholder text 'I'm looking for...' and a magnifying glass icon. Further right is a 'Help' link with a question mark icon. Below these are three login options, each in a white box with a colored icon:

- International Applicant login:** Represented by a black circle with a white letter 'A'. Below the icon, the text reads 'International Applicant login' and 'Username example: U2151234'.
- Pre-enrolment login:** Represented by a red circle with a white letter 'P'. Below the icon, the text reads 'Pre-enrolment login' and 'Username example: U2150123@unimail.hud.ac.uk'.
- Student login:** Represented by a green circle with a white person icon. Below the icon, the text reads 'Student login', 'Username: U1971234@unimail.hud.ac.uk', and 'PGR example: John.Smith@hud.ac.uk'.