

# Login Instructions

Pre-Enrolment **Login**

Accessing the Pre-Enrolment Portal

## Download the MyHud App

Scan QR code on your Phone/ device



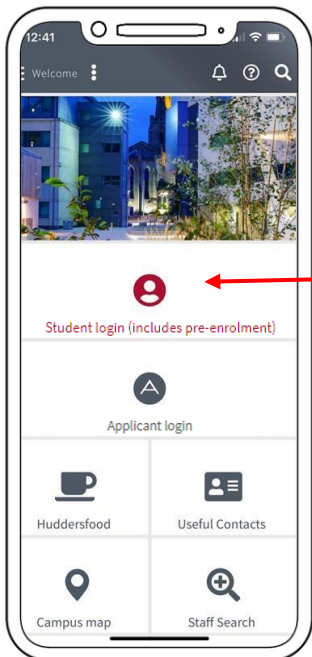
Apple Store: <https://apps.apple.com/gb/app/myhud/id1523906825>

Google Store: <https://play.google.com/store/apps/details?id=cloud.myday.uoh>

or

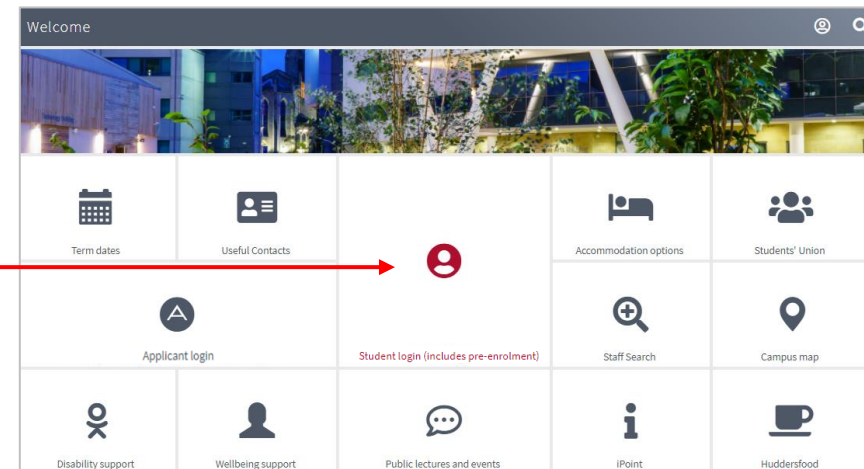
## Use a web browser

Visit: [myhud.hud.ac.uk/session/signin](https://myhud.hud.ac.uk/session/signin)



**Username:**  
example U1234567@unimail.hud.ac.uk

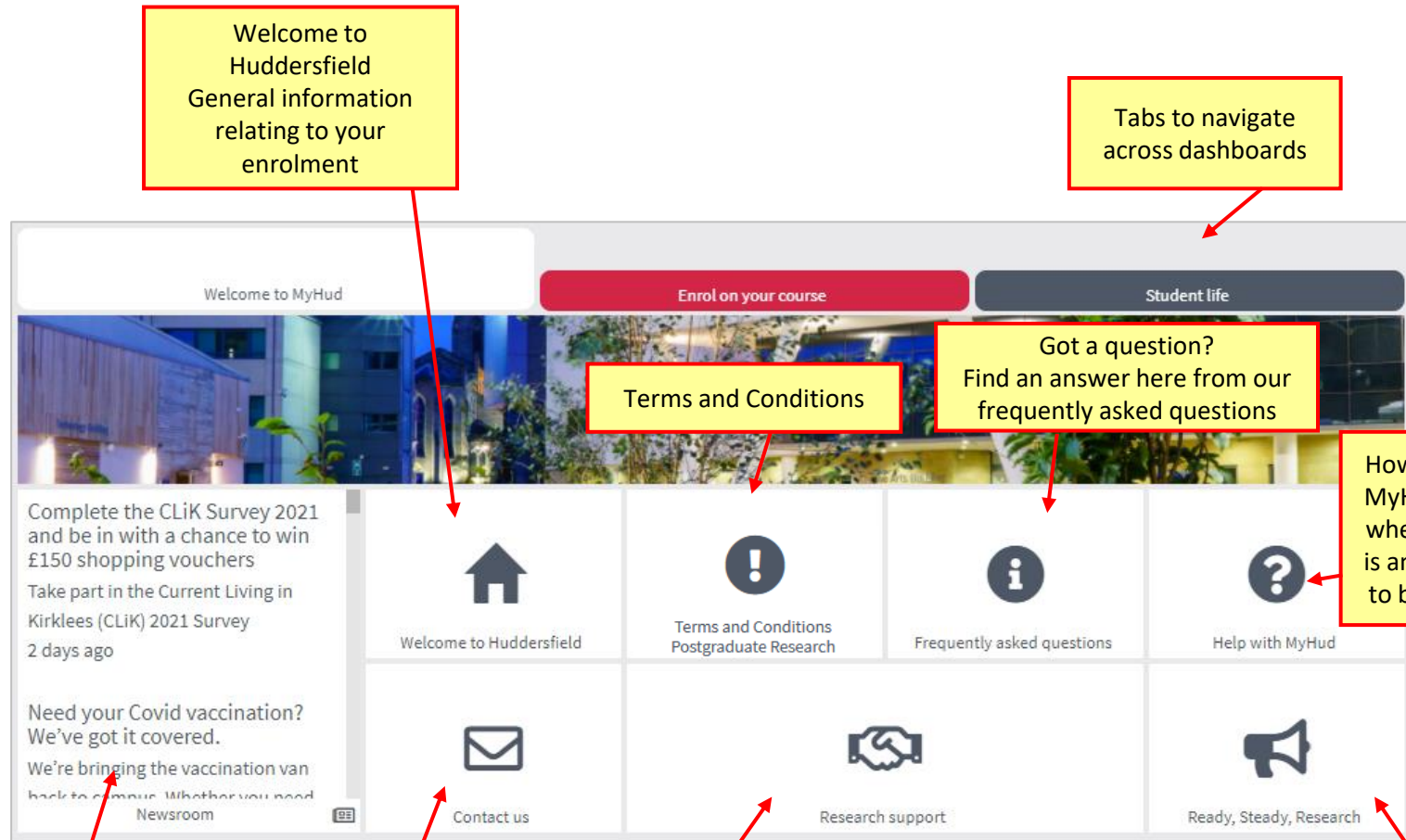
**Password:**  
Your date of birth in the format 01jan99



# Welcome to MyHud

Pre-Enrolment tabs

Postgraduate Research students



Welcome to Huddersfield  
General information relating to your enrolment

Tabs to navigate across dashboards

Terms and Conditions

Got a question?  
Find an answer here from our frequently asked questions

How to guides for MyHud – Find out where everything is and what needs to be completed.

Newsroom: Updated information about enrolment, eligibility, privacy. Ensure you read all notices!

Contact information for all schools

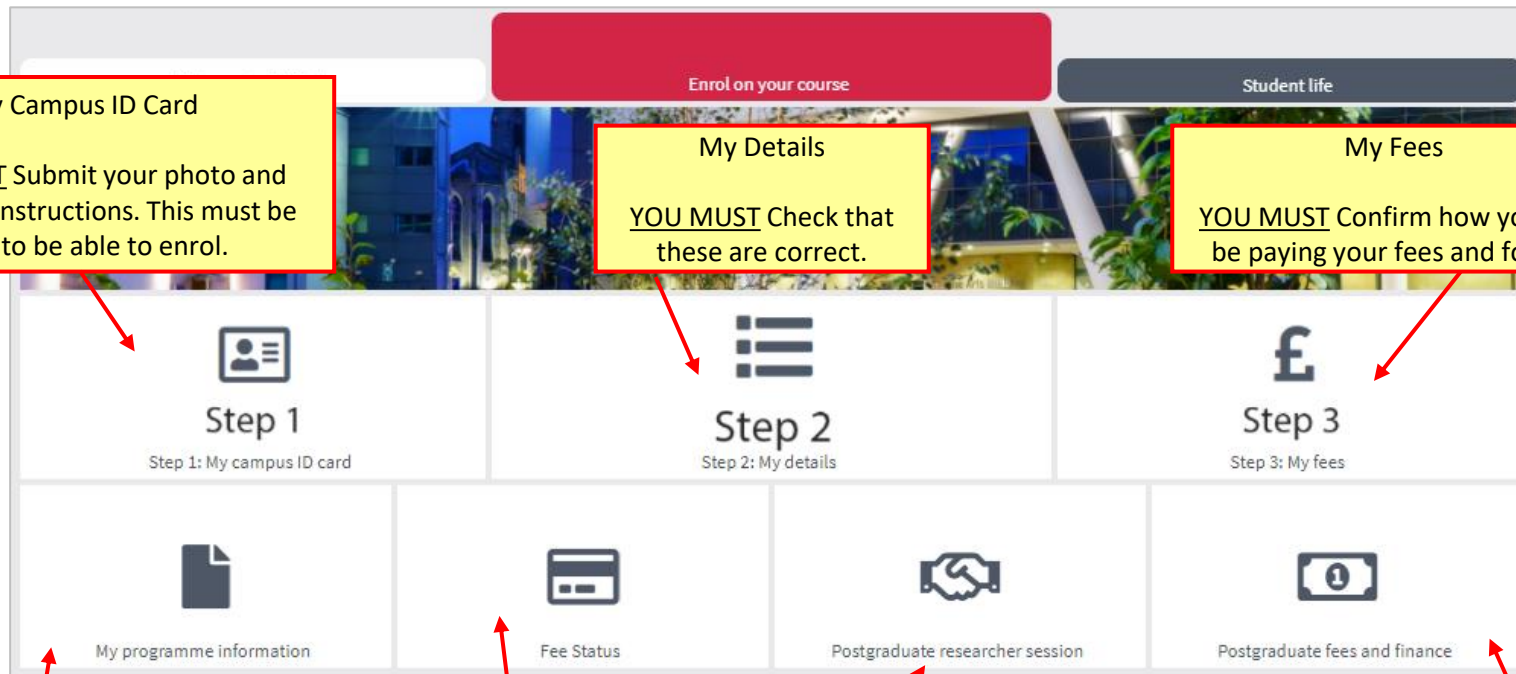
Research Support information to help guide researchers through their programme.

Ready, Steady, Research advice and information

# Enrol on your Course

Pre-Enrolment tabs

Postgraduate Research students



## My Campus ID Card

YOU MUST Submit your photo and follow the instructions. This must be done to be able to enrol.

## Enrol on your course

## Student life

## My Details

YOU MUST Check that these are correct.

## My Fees

YOU MUST Confirm how you will be paying your fees and follow



## Step 1

Step 1: My campus ID card



## Step 2

Step 2: My details



## Step 3

Step 3: My fees



My programme information

## My Programme information

Your chosen programme information will appear here



Fee Status

## Fee Status

Check your fee status.



Postgraduate researcher session

Postgraduate researcher sessions organised by Researcher Environment Team



Postgraduate fees and finance

## Fees and Finance

Additional information to read.

# Student Life

Pre-Enrolment tabs

Postgraduate Research students

The screenshot shows the MyHud student portal dashboard. At the top, there are three tabs: 'Welcome to MyHud', 'Enrol on your course', and 'Student life'. Below the tabs is a banner image of a building at night. The main content area is a grid of service tiles. Each tile has an icon and a title. Red arrows point from yellow callout boxes to specific tiles. The tiles and their callouts are:

- My reading lists** (book icon) - Callout: Reading Lists – these will be appropriate to your course.
- Academic skills tutor** (graduation cap icon) - Callout: Academic Skills Tutor Information
- Student IT Support** (computer monitor icon) - Callout: IT Support Information.
- iPoint** (person with 'i' icon) - Callout: iPoint – help for students
- Covid 19 precautions** (first aid kit icon) - Callout: Covid 19 information.
- Health centre registration** (person with stethoscope icon) - Callout: To register at the Health Centre.
- Huddersfield SU** (group of people icon) - Callout: Huddersfield Student Union – Links to the Union dashboard.
- It's all about you** (person card icon) - Callout: It's all about you survey to be completed.
- Campus map** (location pin icon) - Callout: Campus Map – locating the buildings and accessible routes.
- Global campus events** (globe icon) - Callout: Global Campus Events – links out to our webpage.
- Active Hud** (bicycle icon) - Callout: Active Hud – Access to the Active Hud information within MyHud

Additional callouts include:

- Your planned timetable.** (points to the 'My timetable' header)
- Information about your timetable.** (points to the 'Timetable information' tile)